



## Kindergarten Español Actividades Sugeridas para Vacaciones

### Juegos y actividades varias:

Diviértanse practicando letras del abecedario con diferentes materiales como se muestra a continuación:

### Letras de Spaghetti y Marshmallows:




### Trazar letras en bandejas con arena o sal:



**Letras usando blocks de madera o legos:**



**Búsqueda del ABC:** Buscar objetos que inicien con cada letra del abecedario.



**Manotazo:** Colocar sobre la mesa tarjetas o letras de foamy de forma que todos las puedan ver. Al decir el sonido de la letra el primero en tocarla la conserva. Gana quien más letras tenga al final.



**Memoria con Kisses:** Usando chocolates tipo “kisses” y un marcador, escribir pares de letras en la parte de abajo de cada chocolate para jugar memoria. Al hacer una pareja el jugador puede quedarse y comerse los los chocolates.



**Hojas para repasar letras:**

**Las letras de mi nombre:** Usando letras de revistas recortarlas y pegarlas para escribir su nombre u otras palabras sencillas.



## **Apps y recursos digitales:**

**Práctica de rimas:** Esperamos que se diviertan jugando a buscar las parejas que riman. Por favor descarguen e impriman las siguientes tarjetas haciendo click en el siguiente [enlace](#). Como reto extra pueden jugar memoria y buscar otras palabras que rimen.

-Secuencias

[iSEQUENCES LITE](#) por Fundación Planeta Imaginario

-Juegos de memoria visual

[Juegos de memoria visual](#) Un juego de memoria para niños por Rony Arbiv

**Motricidad Fina:**

<https://appsto.re/us/FYLCG.i>

## **Picado con Punzón**

Imprima la plantilla <https://pin.it/hml6ry4b2zi4>

Coloque el dibujo sobre una superficie suave (hoja de foamy, duroport o esponja). Con una aguja capotera plástica o un pincho de madera, permita que su hijo perforo cada agujero del contorno de la silueta hasta desprender la imagen de la hoja por completo.




## **Corte de Cabello**

Decoren rollos de papel higiénico dibujando caritas graciosas en los mismos. Luego, permita que su hijo corte la parte superior del rollo en tiras. Por último, pueden divertirse jugando a cortar el cabello de los personajes creados.



## **Abre hoyos**


Pídale a su hijo/a que perforo hojas de diferentes tamaños y grosores utilizando un abre hoyos.





### Atomizadores de Colores

Coloque un poco de pintura y agua dentro de un atomizador para que su hijo/a pueda pintar en un pliego de papel. También puede colocar números en el papel y pedirle que presione el atomizador las veces que corresponde a cada cantidad.




### Coser figuras con diferentes materiales



### Emparejar y pegar

En una hoja o pliego de papel colorear con marcadores puntos de diferentes colores. Seguidamente buscar pompones que sean de los mismos colores de los puntos. Finalmente colocar una pequeña gota de goma para pegar los pompones.



### Líneas blancas y negras

Imprimir diversas líneas que se dirijan a un mismo sentido. Permitir que los niños tracen con un marcador o lapicero de punta fina entre las líneas.



### Actividades con goteros

Colocar recipientes pequeños sobre el piso o alguna superficie que pueda mojarse. Agregar un recipiente más grande con agua (puede agregarse algún color para que sea más llamativo). Utilizar un gotero pequeño para que su hijo llene cada recipiente pequeño con agua. No olviden utilizar el movimiento de pinza.

### Patrones y mosaicos

Utilizar cuadritos de papel de china de distintos colores para que pueda crear un patrón. Al tener el patrón, pedirle que los pegue en una hoja. Puede ser una hoja bond o acetato para dar el efecto de mosaico. El papel de china es perfecto para aprender a utilizar pocos dedos y movimientos suaves, ya que es muy frágil, además que se necesita poco pegamento para que quede bien. Si se quiere dar un reto extra, se le puede pedir que corte los cuadritos de papel de china.



### Cortar diferentes tipos de líneas

Imprimir diferentes [hojas](#) con distintos tipos de líneas y cortarlas, asegurarse que la tijera esté tomada correctamente.

Referencias Zoo Phonics en español (programa de aprendizaje de letras):

[Zoo Phonics en español \(video\)](#)

[Abecedario Zoo Phonics \(letras aprendidas durante el ciclo de Pre Kinder 2018-19\)](#)

[Descripción y movimientos Zoo Phonics en español](#)




# Kindergarten Language Arts Summer Suggested Activities

## Games and Activities:



### Rhyming Puzzles

Print and match rhyming word cards. Have fun identifying rhymes in books as you read and creating your own rhymes, even if they are nonsense (invented) words. Rhyming is a really important pre-reading skill. Even if you don't download and play this game, make sure you help your child hear rhymes over the summer. When you are in the car, play I spy rhymes. "I see a tree and a bee? Do they rhyme? I see a boat and a car? Do they rhyme?" Asking them to produce a rhyming word is the next level of intensity. "Can you tell me a word that rhymes with HEAD?"



### Cookie Sheet Alphabet Activities

Practice sorting letters by color, putting them in alphabetical order, matching letters, capital and lowercase letters, and alliteration activities.



## Alphabet Scavenger Hunt



Lay out alphabet cards on a table. Have your child look for an object around the house that starts with that sound and have them place it by the letter. Add the [Dr. Jean Zoophonics you tube song](#) to help reinforce how they have been learning the letters in PK.

## Retelling Craft: We're Going On a Bear Hunt

Description: First read the story ["We're Going on a Bear Hunt"](#). Then have your child use paper, paint, popsicle sticks, and other materials to make each of the settings in the story (forest, mud, river etc). Then have your child retell the story.



### Ending Sound Worksheet

Description: Have your child or you say the word shown in the [worksheet](#). First have them identify the final sound and then have them write it.

### Sequencing Events

Description: Your child needs to drag the numbers into the correct order of sequence of events. Have your child make up their very own story by describing what is shown in the sequence.

### Sound Sorts

Create a card for 2 different letters and find objects around the house that begin with that letter and put them in a bag. Have your child sort the items by beginning sound. For example, create a card for the letter Mm and Ss. Fill the bag with money, a picture of mom, a picture of someone mad, a monkey, a sock, sand, soap, and scissors. Then put them with the correct letter!

### Play Dough Mats for Letters

Create a mat for each letter of the alphabet. You can start with Capital letters and then create a mat for lowercase letters. Have your child trace the letter with play dough. Talk about what sound it makes and its name. Ask your child for words that start with that sound.





## Alphabet Bingo



This alphabet bingo game is fun for preschoolers who are learning to recognize their letters and sounds. All you need to do is print the ABC bingo game boards and then draw a letter and let your little one search for it on the game board. They will learn their letters while they play!

### Apps and Online Resources:

Application: [Articulation Station](#)

Description: Uses specific games and exercises to help students improve speech and pronunciation of words.



Application: [Alpha Writer](#)

Description: Teaches students letter sounds and how to put them together to make words.



Application: [Reading Raven](#)

Description: Reading Raven is a customizable, phonics-based app for teaching early literacy skills. It is an extremely fun and engaging learn-to-read educational game that provides step-by-step reading lessons designed to help young children build a solid foundation for reading. Self-paced lessons take kids all the way from pre-reading to reading sentences!



Application: [Alphatots](#)

Description: "A" is for action in the fun app that uses 26 action verbs to help toddlers learn the ABCs. Whether they're "building" robots, "digging" for treasure or "zapping" alien spaceships, they'll have a blast learning all of the letters and their sounds.



Application: [Epic Application](#)

Description: A free digital library that includes books, quizzes, learning videos, and much more. It includes both fiction and non-fiction stories in a variety of different subjects. It is aimed for children 12 years and under.



[Literacy Games](#): Here you can find all kinds of games where your child can practice sequencing, rhyming, letters, and more!

[Starfall](#): Here you can find songs, audiobooks, rhyming activities, and many other ways to support your child's literacy skills.

[The Learning Station](#) also has songs and movement activities that are fun and free on YouTube.

[Super Simple Songs](#)

The following [link](#) gets you to a list of many easy songs that your child will love to sing. Singing is a great way to build your child's English oral language skills. Many of the songs are interactive and have built in dance moves/actions.

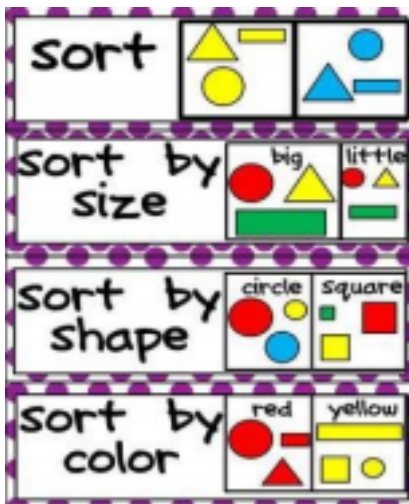


# Kindergarten Mathematics Summer Suggested Activities

## Games and Activities:

### Fun Games to Play with Uno Cards

Play games with your Uno deck to match colors, play a number memory game, number sequence, Uno card addition, Uno card subtraction, and many more.



### Sorting

Sorting is a good skill to keep practicing over the summer. Usually children can sort things easily by color at this time of the year. What they need to practice is sorting the same set of materials in a different way. Helping them to think about sorting by size and shape in addition to color will help them start to think out of the box. This can be done with your recycle bin, with your laundry, with things in the kitchen, with their toys, etc.

### Hole Punch Math

A great way to combine math and fine motor is to buy your child a hole puncher. This is a fun way for them to show you 1:1 correspondence for numbers. You write the number on paper, a leaf, on wrapping paper, on paint sample cards, on paper plates, etc and they punch that number with the hole puncher. Start out with 1-10 and when you see they have those numbers mastered, move on to 10-20.



## Subitizing

Play several different games by watching videos about subitizing.



## Make a Numberline

Write numbers from 1-10 or 1-20 on pieces of paper. Then have your child put them in the correct order. At the end have them counting from 1-10 or 1-20.

## Counting On Card Game

Have students flip over a card. Then have them roll one or two dice. Have them count on from the number listed on the card. (e.g. The card is a 10 and you roll a 6, your child counts 11, 12, 13, 14, 15, 16)



## Battle

Description: With a deck of cards, evenly distribute ALL the cards to all the players. On the count of three all the players put down their card face up and say the number on the card. Whoever has the largest number gets to take all the cards. You could also find the Guatemalan version of this game for a very cheap price: [Guerra de Robots de Metta](#)

## I'm Thinking of a Shape

On a piece of paper or on a marker board, describe a shape to your child and have them guess what shape it is and then draw it. For example: "I'm thinking of a shape and it has 3 corners and 3 sides" or "I'm thinking of a shape and it has 4 corners and 4 equal sides".

## TOOTH+PICK *shape cards*



### Toothpick shapes

You can create shape cards and have your child create different shapes using toothpicks and play dough. Ask your child about how many corners it has, how many sides, and how it differs from other shapes.

### One to one correspondence

Your child can take turns rolling the dice, and then placing the correct number of cubes in the ice cube tray that corresponds with the dots on the die. The object of the game is to fill your tray.





## Apps and Online Resources:

Application: [Number Train Early Learning](#)

Description: Teaches kids to count and identify numbers.




Application: [Highlights Shapes](#)

Description: Students solve puzzles by matching and sorting shapes.



Application: [Moose Math app](#)

Description: Moose Math engages kids in a mathematical adventure and teaches counting, addition, subtraction, sorting, geometry, and more. While playing 5 multi-level activities in the Moose Juice Store, Puck's Pet Shop and Lost & Found, kids can earn rewards to help build their own city and decorate buildings.




[Math Games](#): Here you can find many math games where your child can work on counting, number sense, and patterns.

[Number Bingo](#): To help with number recognition, you can play number bingo here!

Application: [Todo Math App](#)

Description: Todo Math has tons of fun math learning games to suit all children ages 3 – 8, including 700+ fun activities!



Application: [Shape Builder](#)

Description: Shape Builder encourages cognitive thinking and introduces preschoolers to animals, produce, objects & numbers and the alphabet in a fun & engaging format with great sound effects! Shape builder features a total of 158 puzzles including the numbers from 1 to 20.



Application: [Peg and Cat Math games](#)

Description: Join Peg and her sidekick Cat on a series of totally amazing adventures, learning about measurement, shapes, and patterns and using math to solve really big problems!